

Shock-Safe Fuseholder, 5 x 20 mm, Slot/Fingergrip, Snap stepless, 1.0 - 3.0 mm, IEC 60335-1



Fingergrip

250 VAC · 2.5 W/10 A (VDE) · 16 A (UL/CSA)

**Description**

- Meets the new requirements of IEC 60335-1 Ed. 4.0 for appliances in unattended use (clause 30.2.3). This includes the enhanced requirements of glow wire tests acc. to IEC 60695-2-11 to -13. Order numbers: xxxx.xxxx.15
- Panel Thickness 1.0 - 3.0 mm, Snap stepless
- Fuseholder available in black, grey and white

Standards

- IEC 60127-6
- UL 512
- CSA C22.2 no. 39

Approvals

- VDE License Number: 127216
- UL File Number: E39328

Applications

- Industrial electronic
- Household appliances
- Medical equipments


References

[General Product Information](#)

Weblinks

[Approvals](#), [RoHS](#), [CHINA-RoHS](#), [e-Store](#), [SCHURTER-Stock-Check](#), [Distributor-Stock-Check](#)

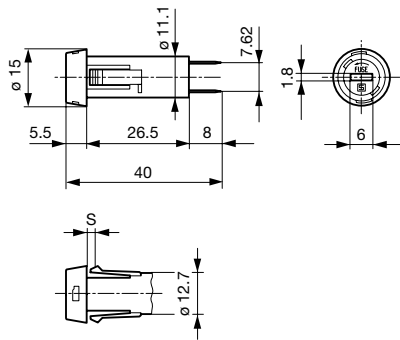
Technical Data

Shocksafe Category	PC2
Fuse-Link	5 x 20 mm
Mounting	Panel Mount, Front-Side
Fastening	Snap-in
Terminal	Solder or Quick-Connect 4.8 x 0.5 mm
Rated Voltage	250 VAC
Rated Current	10 A (VDE), 16 A (UL/CSA)
Rated Power Acceptance IEC	2.5 W / 10 A @ Ta 23 °C 2.5 W / 10 A for xxxx.xxxx.15 versions in horizontal position
Degree of Protection	IP 40
Protection Class	Suitable for appliances with protection class I or II acc. to IEC 61140
Admissible Ambient Air Temp.	-40 °C to 85 °C
Climatic Category	40/085/21 acc. to IEC 60068-1
Material: Socket	Thermoplastic, black, UL 94V-0
Material: Terminals	Tin-Plated Copper Alloy
Unit Weight (Socket/Cap)	5.3 g
Storage Conditions	0 °C to 60 °C, max. 70% r.h.
Product Marking	 Type, Voltage Rating, Power Acc./Current Rating, Panel thickness, Approvals

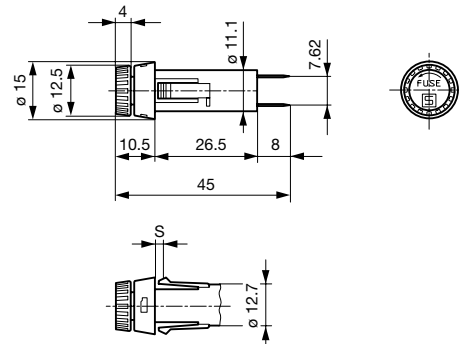
Soldering Methods	Iron
Solderability	350 °C / 2 sec acc. to IEC 60068-2-20, Test Ta, method 2
Resistance to Soldering Heat	350 °C / 10 sec acc. to IEC 60068-2-20, Test Tb, method 2
Contact Resistance	< 5 mΩ at 20 mV
Dielectric Strength	> 3 kV between L-N > 4 kV between L/N-PE (50 Hz; 1 min)
Impulse Withstand Voltage	> 4 kV between L-N > 6 kV between L/N-PE
Insulation Resistance	> 10 MΩ between L-N > 100 MΩ between L/N-PE (500 VDC; 1 min)
Overvoltage Category	I - III acc. to IEC 60664-1
Pollution Degree	1 - 3 acc. to IEC 60664-1
Resistance to Vibration	acc. to IEC 60068-2-6, test Fc
Panel Thickness s	1.0 - 3.0 mm

Dimensions

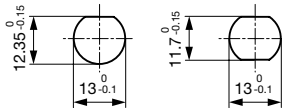
Length |-----| 40 mm



Variants 3101.0030, 3101.0230, 3101.0031 and 3101.0331
s = Panel thickness (see variants)

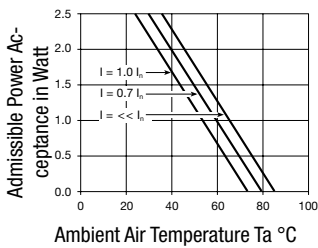


Variants Finger-grip 3101.0035, 3101.0235, 3101.0036 and 3101.0336
s = Panel thickness (see variants)



Mounting holes

Derating Curves for Fuseholders



Variants

[Distributor-Stock-Check](#) | [SCHURTER-Stock-Check](#) | [e-Store](#)

Holder	Cap	Panel Thickness s [mm]	Terminal	Colour Holder	Material	Order Number
●	Slot Knob	1.0 - 1.8	Solder	black	Thermoplastic	3101.0030
●	Slot Knob	1.0 - 1.8	Solder	black	Spec. Thermoplastic 1	3101.0030.15
●	Slot Knob	1.0 - 1.8	Quick-Connect 4.8 x 0.5 mm	black	Thermoplastic	3101.0230
●	Slot Knob	1.0 - 1.8	Quick-Connect 4.8 x 0.5 mm	black	Spec. Thermoplastic 1	3101.0230.15
●	Slot Knob	2.0 - 3.0	Solder	black	Thermoplastic	3101.0031
●	Slot Knob	2.0 - 3.0	Solder	black	Spec. Thermoplastic 1	3101.0031.15
●	Slot Knob	2.0 - 3.0	Quick-Connect 4.8 x 0.5 mm	black	Thermoplastic	3101.0331
●	Slot Knob	2.0 - 3.0	Quick-Connect 4.8 x 0.5 mm	black	Spec. Thermoplastic 1	3101.0331.15
●	Finger-grip	1.0 - 1.8	Solder	black	Thermoplastic	3101.0035
●	Finger-grip	1.0 - 1.8	Solder	black	Spec. Thermoplastic 1	3101.0035.15
●	Finger-grip	1.0 - 1.8	Quick-Connect 4.8 x 0.5 mm	black	Thermoplastic	3101.0235
●	Finger-grip	1.0 - 1.8	Quick-Connect 4.8 x 0.5 mm	black	Spec. Thermoplastic 1	3101.0235.15
●	Finger-grip	2.0 - 3.0	Solder	black	Thermoplastic	3101.0036
●	Finger-grip	2.0 - 3.0	Solder	black	Spec. Thermoplastic 1	3101.0036.15
●	Finger-grip	2.0 - 3.0	Quick-Connect 4.8 x 0.5 mm	black	Thermoplastic	3101.0336
●	Finger-grip	2.0 - 3.0	Quick-Connect 4.8 x 0.5 mm	black	Spec. Thermoplastic 1	3101.0336.15

Holder	Cap	Panel Thickness s [mm]	Terminal	Colour Holder	Material	Order Number
--------	-----	---------------------------	----------	------------------	----------	--------------

Spec. thermoplastic 1 and 2 meet the new requirements of IEC 60335-1 Ed. 4.0 for appliances in unattended use (clause 30.2.3). This includes the enhanced requirements of glow wire tests acc. to IEC 60695-2-11 to -13.

White and grey colours available on request

Packaging Unit	Bulk 186 x 91 x 91 mm (100 pcs.)
-----------------------	----------------------------------
